











# CRITICAL SAFE WORK HABITS

## Safety Talking Points



### TRENCHING & EXCAVATION

-  Slope or shore properly based on soil classification.
-  Trench box in place when required.
-  Work within the trench box.
-  Access and egress is provided every 25 ft.
-  Daily documented inspections conducted by competent person.
-  Competent person trained and on site with documentation.
-  Use excavation permits to verify safety.
-  Locate all utilities.
-  Place barricades around excavation.
-  Keep spoil pile more than two feet from the edge.



1706 Claire Court  
Seneca, SC 29672  
[www.peakperformance.com](http://www.peakperformance.com)  
[david.lynn@peakperformance.com](mailto:david.lynn@peakperformance.com)  
864.322.3661

### Our Mission:

Help clients take their next steps in building a successful safety culture.